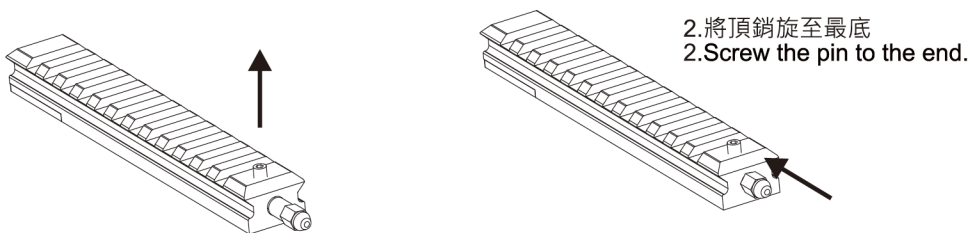




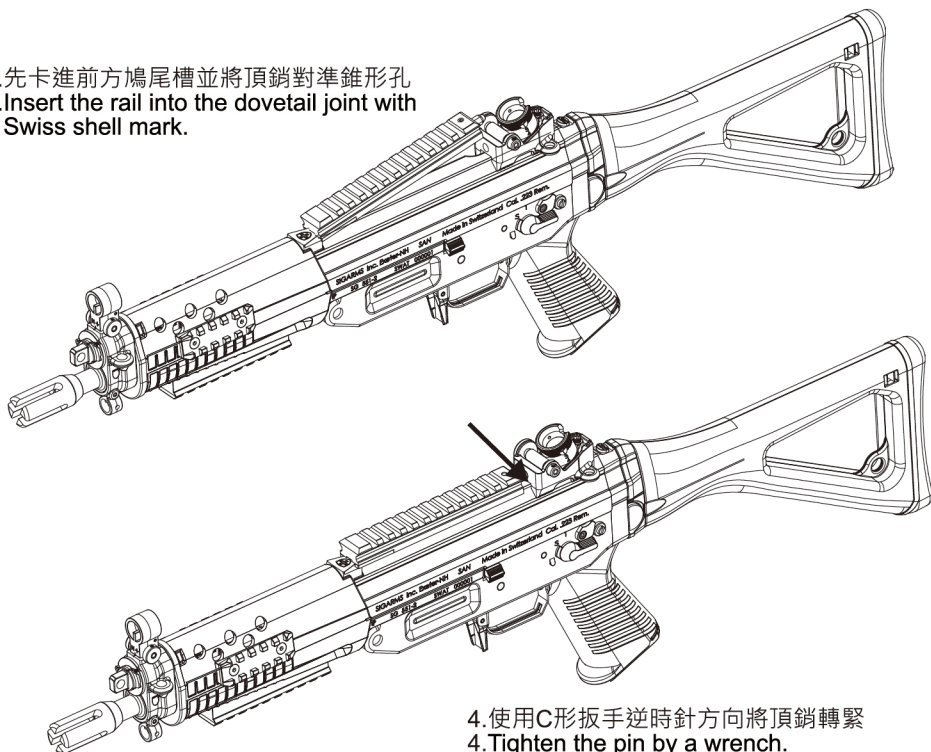
ICS SIG Tactical Rail Installation Guides

MI-33

1. 使用六角扳手將止付螺絲上旋鬆開
1. Loosen the hex screw by allen key.



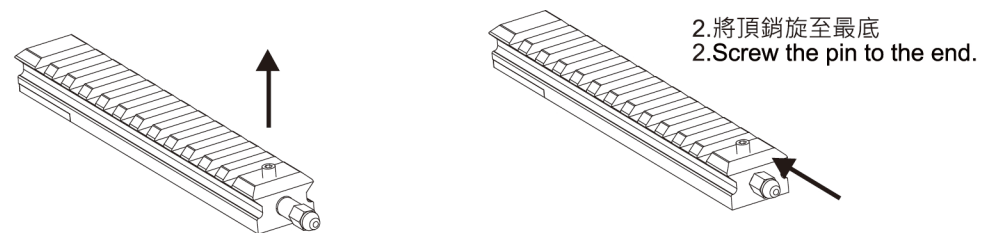
3. 先卡進前方鳩尾槽並將頂銷對準錐形孔
3. Insert the rail into the dovetail joint with Swiss shell mark.



ICS SIG Tactical Rail Installation Guides

MI-33

1. 使用六角扳手將止付螺絲上旋鬆開
1. Loosen the hex screw by allen key.



3. 先卡進前方鳩尾槽並將頂銷對準錐形孔
3. Insert the rail into the dovetail joint with Swiss shell mark.

