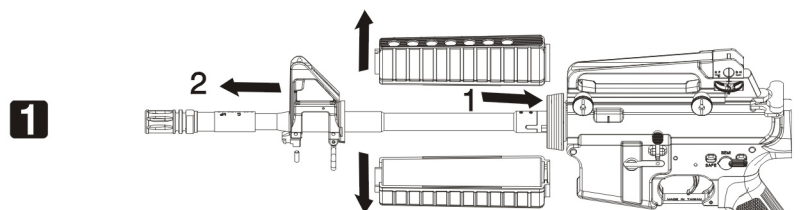


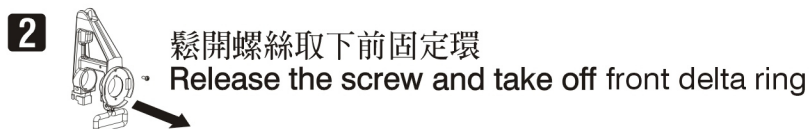
CS16A3 RAS MA-73 MA-81 MA-85

CS16A3 FUNCTIONAL RAS MANUAL 使用說明



將護木固定環依箭頭方向往後壓即可將護木卸下
Follow the direction as shown, pull back the delt

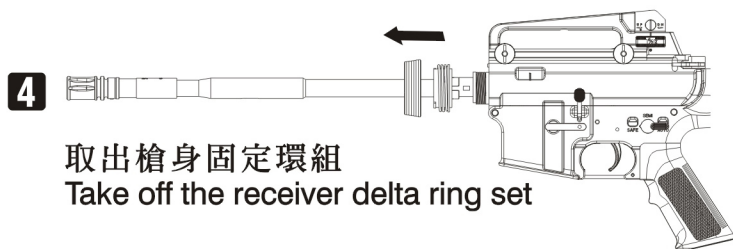
鬆開止付螺絲後把準星移出槍管
Loose the screws and take off front sight set



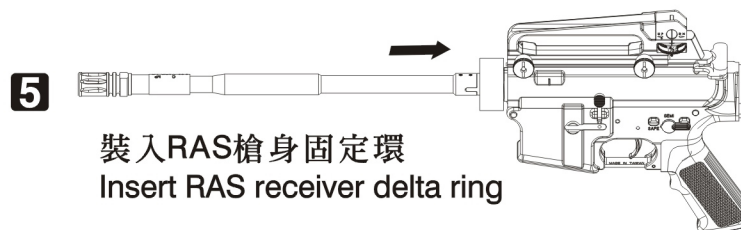
鬆開螺絲取下前固定環
Release the screw and take off front delta ring



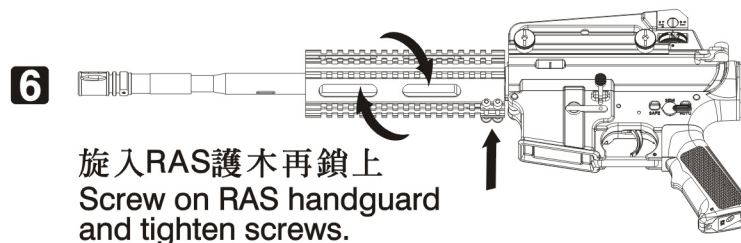
裝入R.A.S.前固定環再鎖上華司及螺絲
Put on the RAS delta ring and tighten screws.



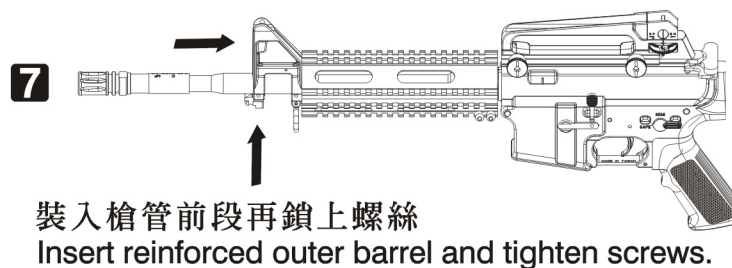
取出槍身固定環組
Take off the receiver delta ring set



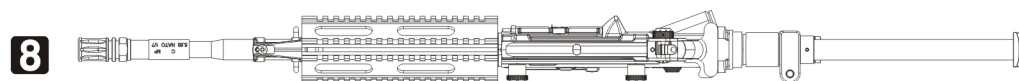
裝入RAS槍身固定環
Insert RAS receiver delta ring



旋入RAS護木再鎖上
Screw on RAS handguard and tighten screws.



裝入槍管前段再鎖上螺絲
Insert reinforced outer barrel and tighten screws.



對正即可完成
Coordinate with the barrel and body



※重新組裝時，必須依反向動作組合

Reassembly is the reverse of disassemblys procedures.